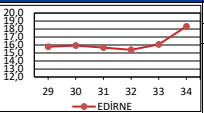
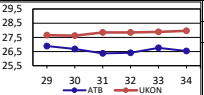
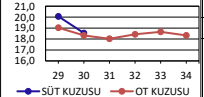
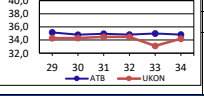
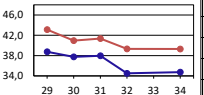
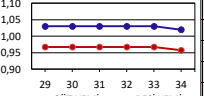
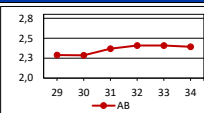
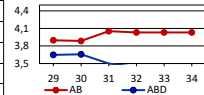
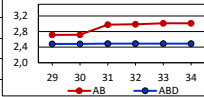
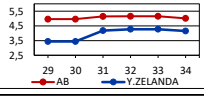
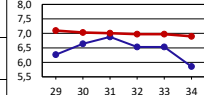
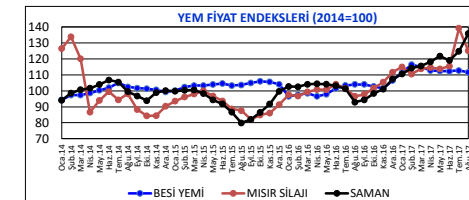
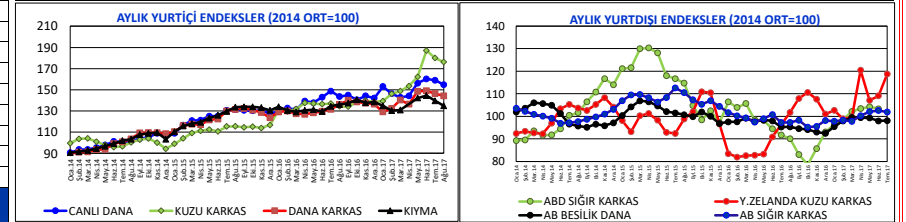


YURT İÇİ	21-27 Ağustos 2017			14-20 Ağustos 2017			% DEĞİŞİM HAFTALIK	22-28 Ağustos 2016			% DEĞİŞİM YILLIK	
	Miktar (kg)	TL/KG	€/KG	Miktar (kg)	TL/KG	€/KG		Miktar (kg)	TL/KG	€/KG		
CANLI DANA												
EDİRNE TİC. BOR.		8.524	18,33	4,44	58.998	16,07	3,90	▲ 14,0	-	-	4,44	23,9
DANA KARKAS												
ANKARA TİC. BOR.		76.805	26,53	6,43	22.549	26,75	6,48	▼ -0,8	9.491	25,92	7,78	2,3
ULUSAL KIR. ET KON.			27,96	6,78		27,89	6,76	▲ 0,3		26,48	7,95	5,6
CANLI KUZU												
OT KUZUSU (EDİRNE)		8.524	18,33	4,44	8.314	18,66	4,52	▼ -1,7	9.552	13,46	4,04	36,1
SÜT KUZUSU (EDİRNE)												
KUZU KARKAS												
ANKARA TİC. BOR.		15.820	34,83	8,44	9.537	35,00		▼ -0,5	17.171	27,07	8,13	28,7
ULUSAL KIR. ET KON.			34,19	8,29		33,11		▲ 3,3		25,60	7,68	33,6
PERAKENDE FİYATLAR												
ESK KIYMA			28,75		28,75			== 0,0		28,75		0,0
İSTANBUL KIYMA			34,75			36,86				36,86		-5,7
ANKARA KIYMA			35,09		35,13			▼ -0,1		35,11		0,0
ESK KUŞBAŞI			31,00		31,00			== 0,0		31,00		0,0
İSTANBUL KUŞBAŞI			39,31			38,30				38,30		2,6
ANKARA KUŞBAŞI			38,09		38,09			▼ 0,0		37,91		0,5
YEM FİYATLARI												
BESİ YEMİ*			0,957		0,957			== 0,0		0,884		8,3
SÜT YEMİ*			1,020		1,020			== 0,0		0,957		6,6
YONCA			0,727		0,730			▼ -0,4		0,578		25,9
KORUNGA			0,668		0,651			▲ 2,6		0,487		37,2
SİLAJLIK MISIR			0,267		0,278			▼ -3,8		0,236		13,2
SAMAN			0,460		0,446			▲ 3,2		0,320		43,8
ARPA			0,858		0,857			▲ 0,1		0,722		18,7
YEMLİK BUĞDAY			0,828		0,826			▲ 0,2		0,764		8,4
MISIR			0,761		0,781			▼ -2,6		0,705		8,0
GİRDİ FİYATLARI												
MOTORİN-V/Max EuroProdiel 10 (TL/LT)			4,610		4,462			▲ 3,3		3,77		22,3
GÜBRE (DAP) (TL/kg)			1,56		1,56			== 0,0		1,21		28,8
GÜBRE (ÜRE) (TL/kg)			1,02		1,02			== 0,0		0,82		24,7
TÜKETİCİ FİYATLARI												
DANA ETİ (KUŞBAŞI) TÜKETİCİ FİYATI			43,28		43,77			▼ -1,1		39,21		10,4
KUZU ETİ (BUT-KEMİKLİ PARÇA) TÜK. FİYATI			43,63		43,65			▼ 0,0		34,36		27,0
TCMB ORTALAMA DÖVİZ KURU												
€/TL			4,15		4,10			▲ 1,3		3,33		24,8
EURO (O/TL TCMB KURU 05.09.2017)			4,1504									

KAYNAKLAR: TİCARET BORSALARI, UKON, GKGM, BÜGEM, GTHB ANKARA İL MÜD., TARIM KREDİ KOOP. MER.BİRLİĞİ, TÜİK, TMO, PO
*Toplan satış fiyatlarına ambalaj gideri, bayi payı ve % 1 KDV eklenmiştir.

YURT DIŞI	28 Ağustos-03 Eylül 2017		21-27 Ağustos 2017		% DEĞİŞİM HAFTALIK	08-14 Ağustos 2016		% DEĞİŞİM YILLIK	
	€/KG	TL/KG	€/KG	TL/KG		€/KG	TL/KG		
BESİLİK DANA									
AB		2,39	9,87	2,41	10,01	▼ -0,7	2,31	7,64	3,6
FRANSA		2,71	11,18	2,71	11,26	== 0,0	2,59	8,57	4,6
ALMANYA		2,15	8,87	2,27	9,41	▼ -5,2	1,79	5,92	20,0
B.KRALLIK		1,96	8,08	2,25	9,35	▼ -13,0	1,97	6,51	-0,4
İSPANYA		2,44	10,07	2,43	10,08	▲ 0,6	2,28	7,53	7,2
İTALYA		2,91	12,01	2,91	12,09	== 0,0	2,83	9,36	2,8
SİĞİR KARKAS (R3)									
AB		4,03	16,64	4,03	16,75	== 0,0	3,92	12,96	2,9
ABD		3,44	14,20	3,44	14,30	== 0,0	3,59	11,88	-4,2
BREZİLYA		2,18	9,01	2,18	9,07	== 0,0	2,48	8,19	-11,9
URUGUAY		2,61	10,79	2,61	10,86	== 0,0	2,72	8,99	-3,8
AVUSTRALYA		3,32	13,71	3,32	13,80	== 0,0	3,93	12,99	-15,4
İNEK KARKAS (O3)									
AB		3,01	12,43	3,01	12,51	== 0,0	2,72	9,00	10,7
ABD		2,49	10,28	2,49	10,34	== 0,0	2,48	8,21	0,3
FRANSA		3,30	13,62	3,30	13,71	== 0,0	3,05	10,09	8,2
ALMANYA		3,26	13,44	3,26	13,53	== 0,0	2,78	9,20	17,0
AVUSTRALYA		2,83	11,68	2,83	11,76	== 0,0	3,31	10,93	-14,3
KUZU KARKAS									
AB		5,02	20,69	5,16	21,42	▼ -2,7	4,92	16,26	2,0
B.BRİTANYA		4,68	19,31	4,85	20,15	▼ -3,5	4,90	16,21	-4,5
İSPANYA		5,58	23,03	5,27	21,89	▲ 5,9	5,33	17,63	4,7
Y.ZELANDA		4,15	17,12	4,27	17,74	▼ -2,8	3,63	12,01	14,3
AVUSTRALYA		4,12	17,00	4,15	17,24	▼ -0,7	3,97	13,13	3,8
PERAKENDE KIYMA FİYATLARI									
ABD (%11-20 yağ oranı)		5,86	24,17	6,53	26,95	▼ -10,3	5,77	19,21	1,6
İNGİLTERE		6,90	28,47	6,97	28,78	▼ -1,1	7,22	24,05	-4,4

FİYAT ENDEKSLERİ



KAYNAKLAR: BORD BİA, AVRUPA KOMİSYONU, USDA,AHDB