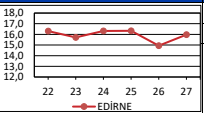
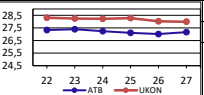
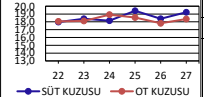
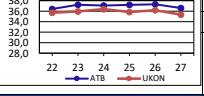
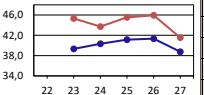
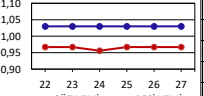
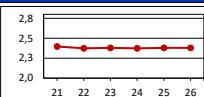
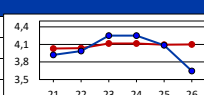
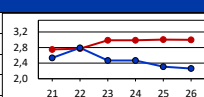
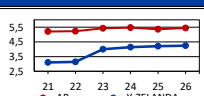
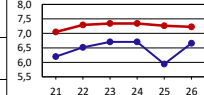


YURT İÇİ	3-9 Temmuz 2017			26 Haziran-2 Temmuz 2017			% DEĞİŞİM HAFTALIK	4-10 Temmuz 2016			% DEĞİŞİM YILLIK	
	Miktar (kg)	TL/KG	€/KG	Miktar (kg)	TL/KG	€/KG		Miktar (kg)	TL/KG	€/KG		
CANLI DANA												
EDİRNE TİC. BOR.		45.737	15,98	4,02	397	14,94	3,80	▲ 6,9	-	-	4,31	12,6
DANA KARKAS												
ANKARA TİC. BOR.		26.417	27,16	6,83	20.166	27,01	6,87	▲ 0,5	9.175	23,75	7,22	14,3
ULUSAL KIR. ET KON.			27,99	7,03		28,02	7,12	▼ -0,1				
CANLI KUZU												
OT KUZUSU (EDİRNE)		11.073	18,35	4,61	1.248	17,82	4,53	▲ 3,0	319	11,39	3,46	61,2
SÜT KUZUSU (EDİRNE)		691	19,23	4,83	117	18,40	4,68	▲ 4,5	0			
KUZU KARKAS												
ANKARA TİC. BOR.		8.990	36,60	9,20	19.118	37,30		▼ -1,9	4.793	26,55	8,07	37,8
ULUSAL KIR. ET KON.			35,33	8,88		36,16		▼ -2,3				
PERAKENDE FİYATLAR												
ESK KIYMA			28,75		28,75			0,0		28,75		0,0
İSTANBUL KIYMA			38,76		41,34			▼ -6,2		35,16		10,3
ANKARA KIYMA			38,66		39,02			▼ -0,9		34,92		10,7
ESK KUŞBAŞI			31,00		31,00			0,0		31,00		0,0
İSTANBUL KUŞBAŞI			41,54		45,94			▼ -9,6		37,56		10,6
ANKARA KUŞBAŞI			41,66		42,44			▼ -1,8		36,52		14,1
YEM FİYATLARI												
BESİ YEMİ*			0,967		0,967			0,0		0,882		9,6
SÜT YEMİ*			1,030		1,030			0,0		0,945		9,0
YONCA			0,686		0,661			▲ 3,7		0,577		18,8
KORUNGA			0,526		0,543			▼ -3,1		0,497		6,0
SİLAJLIK MISIR			0,308		0,259			▲ 19,0		0,209		47,7
SAMAN			0,396		0,384			▲ 3,1		0,343		15,2
ARPA			0,856		0,882			▼ -3,0		0,724		18,2
YEMLİK BUĞDAY			0,897		0,853			▲ 5,2		0,769		16,6
MISIR			0,882		0,884			▼ -0,2		0,774		14,0
GİRDİ FİYATLARI												
MOTORİN-V/Max EuroProdizel 10 (TL/LT)			4,399		4,497			▼ -2,2		3,88		13,4
GÜBRE (DAP) (TL/kg)			1,56		1,56			0,0		1,21		28,8
GÜBRE (ÜRE) (TL/kg)			1,02		1,19			▼ -14,2		0,82		24,7
TÜKETİCİ FİYATLARI												
DANA ETİ (KUŞBAŞI) TÜKETİCİ FİYATI			43,52		42,00			▲ 3,6		38,04		14,4
KUZU ETİ (BUT-KEMİKLİ PARÇA) TÜK. FİYATI			43,88		41,01			▲ 7,0		33,47		31,1
TCMB ORTALAMA DÖVİZ KURU												
€/TL			3,96		3,94			▲ 0,4		3,28		20,5

KAYNAKLAR: TİCARET BORSALARI, UKON, GKGM, BÜGEM, GTHB ANKARA İL MÜD., TARIM KREDİ KOOP. MER.BİRLİĞİ, TÜİK, TMO, PO
*Toplan satış fiyatlarına ambalaj gideri, bayi payı ve % 1 KDV eklenmiştir.

Piyasa İzleme ve Değerlendirme Dairesi Başkanlığı

KAYNAKLAR: BORD BIA, AVRUPA KOMİSYONU, USDA,AHDB

YURT DIŞI	03-09 Temmuz 2017		26 Haziran-02 Temmuz 2017		% DEĞİŞİM HAFTALIK	04-10 Temmuz 2016		% DEĞİŞİM YILLIK	
	€/KG	TL/KG	€/KG	TL/KG		€/KG	TL/KG		
BESİLİK DANA									
AB		2,38	9,36	2,38	9,38	0,0	2,33	7,69	2,0
FRANSA		2,72	10,70	2,72	10,73	0,0	2,64	8,70	3,0
ALMANYA		1,79	7,04	1,79	7,06	0,0	1,79	5,90	0,0
B.KRALLIK		2,16	8,51	2,16	8,53	0,0	2,08	6,85	4,0
İSPANYA		2,46	9,66	2,46	9,68	0,0	2,31	7,60	6,5
İTALYA		2,90	11,41	2,90	11,44	0,0	2,83	9,33	2,5
SİĞİR KARKAS (R3)									
AB		4,10	16,13	4,10	16,15	▲ 0,1	3,92	12,93	4,5
ABD		3,65	14,35	4,08	16,11	▼ -10,7	3,87	12,77	-5,8
BREZİLYA		2,03	7,99	2,09	8,25	▼ -2,9	2,49	8,21	-18,5
URUGUAY		2,54	10,00	2,57	10,15	▼ -1,3	2,55	8,40	-0,3
AVUSTRALYA		3,50	13,79	3,60	14,18	▼ -2,5	3,67	12,11	-4,6
İNEK KARKAS (O3)									
AB		3,00	11,79	3,00	11,85	▼ -0,2	2,75	9,05	9,1
ABD		2,26	8,90	2,31	9,10	▼ -2,0	2,78	9,16	-18,6
FRANSA		3,29	12,95	3,29	12,97	0,0	3,04	10,02	8,2
ALMANYA		3,21	12,65	3,20	12,63	▲ 0,4	2,75	9,07	16,7
AVUSTRALYA		2,89	11,35	3,03	11,93	▼ -4,7	3,08	10,16	-6,4
KUZU KARKAS									
AB		5,44	21,40	5,36	21,13	▲ 1,5	4,86	16,03	11,9
B.BRİTANYA		5,29	20,81	5,51	21,73	▼ -4,0	4,81	15,85	10,0
İSPANYA		4,89	19,24	4,89	19,28	0,0	4,08	13,45	19,9
Y.ZELANDA		4,24	16,68	4,21	16,60	▲ 0,7	3,36	11,08	26,2
AVUSTRALYA		4,35	17,12	4,37	17,23	▼ -0,5	3,92	12,92	11,0
PERAKENDE KIYMA FİYATLARI									
ABD (%11-20 yağ oranı)		6,66	26,49	5,94	23,37	▲ 12,1	7,13	23,44	-6,6
İNGİLTERE		7,22	28,74	7,27	28,59	▼ -0,6	7,64	25,13	-5,5

FİYAT ENDEKSLERİ

