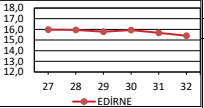
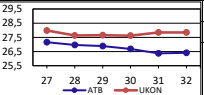
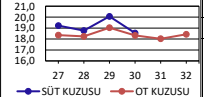
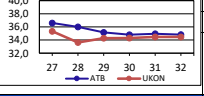
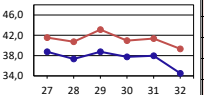
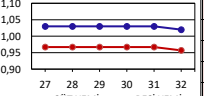
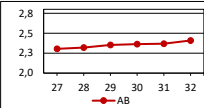
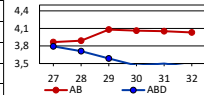
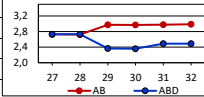
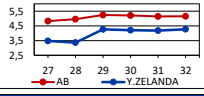
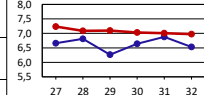


YURT İÇİ	7-13 Ağustos 2017			31 Temmuz-6 Ağustos 2017			% DEĞİŞİM HAFTALIK	8-14 Ağustos 2016			% DEĞİŞİM YILLIK	
	Miktar (kg)	TL/KG	€/KG	Miktar (kg)	TL/KG	€/KG		Miktar (kg)	TL/KG	€/KG		
CANLI DANA												
EDİRNE TİC. BOR.		52.642	15,40	3,71	50.932	15,67	3,76	-1,7	13.302	14,73	4,44	4,6
DANA KARKAS												
ANKARA TİC. BOR.		63.466	26,41	6,36	30.891	26,37	6,32	0,2	85.059	25,14	7,58	5,1
ULUSAL KIR. ET KON.			27,84	6,70		27,84	6,67	0,0		26,10	7,87	6,7
CANLI KUZU												
OT KUZUSU (EDİRNE)		11.651	18,43	4,44	20.187	18,02	4,32	2,3	731	12,55	3,78	46,9
SÜT KUZUSU (EDİRNE)												
KUZU KARKAS												
ANKARA TİC. BOR.		4.940	34,83	8,38	9.433	34,95		-0,3	22.500	27,11	8,18	28,5
ULUSAL KIR. ET KON.			34,48	8,30		34,48		0,0		25,72	7,75	34,0
PERAKENDE FİYATLAR												
ESK KIYMA			28,75		28,75		0,0		28,75		0,0	
İSTANBUL KIYMA			34,51		37,96		-9,1		34,04		1,4	
ANKARA KIYMA			35,27		35,11		0,5		35,26		0,0	
ESK KUŞBAŞI			31,00		31,00		0,0		31,00		0,0	
İSTANBUL KUŞBAŞI			39,33		41,36		-4,9		37,86		3,9	
ANKARA KUŞBAŞI			38,10		37,90		0,5		38,08		0,1	
YEM FİYATLARI												
BESİ YEMİ*			0,957		0,967		-1,0		0,894		7,0	
SÜT YEMİ*			1,020		1,030		-1,0		0,957		6,6	
YONCA			0,730		0,726		0,6		0,574		27,1	
KORUNGA			0,651		0,650		0,2		0,493		32,0	
SİLAJLIK MISIR			0,278		0,273		1,7		0,231		20,2	
SAMAN			0,446		0,444		0,4		0,321		38,7	
ARPA			0,857		0,848		1,0		0,727		17,9	
YEMLİK BUĞDAY			0,826		0,822		0,4		0,768		7,5	
MISIR			0,781		0,871		-10,3		0,715		9,2	
GİRDİ FİYATLARI												
MOTORİN-V/Max EuroProdizel 10 (TL/LT)		Tem.17		Haz.17				Tem.16				
GÜBRE (DAP) (TL/kg)			4,462		4,399		1,4		3,80		17,5	
GÜBRE (ÜRE) (TL/kg)			1,56		1,56		0,0		1,21		28,8	
			1,02		1,02		0,0		0,82		24,7	
TÜKETİCİ FİYATLARI												
DANA ETİ (KUŞBAŞI) TÜKETİCİ FİYATI		Tem.17		Haz.17				Tem.16				
			43,77		43,52		0,6		38,73		13,0	
KUZU ETİ (BUT-KEMİKLİ PARÇA) TÜK. FİYATI			43,65		43,88		-0,5		34,06		28,1	
TCMB ORTALAMA DÖVİZ KURU		Tem.17		Haz.17				Tem.16				
€/TL			4,10		3,96		3,6		3,28		25,1	
EURO (O/TL TCMB KURU 21.08.2017)			4,1408									

KAYNAKLAR: TİCARET BORSALARI, UKON, GKGM, BÜGEM, GTHB ANKARA İL MÜD., TARIM KREDİ KOOP. MER.BİRLİĞİ, TÜİK, TMO, PO
*Toplan satış fiyatlarına ambalaj gideri, bayi payı ve % 1 KDV eklenmiştir.

YURT DIŞI	07-13 Ağustos 2017		31 Temmuz-06 Ağustos 2017		% DEĞİŞİM HAFTALIK	08-14 Ağustos 2016		% DEĞİŞİM YILLIK	
	€/KG	TL/KG	€/KG	TL/KG		€/KG	TL/KG		
BESİLİK DANA									
AB		2,41	10,05	2,37	9,87	▲ 1,7	2,33	7,82	3,4
FRANSA		2,71	11,30	2,72	11,33	▼ -0,4	2,60	8,73	4,2
ALMANYA		2,15	8,96	2,27	9,44	▼ -5,2	1,79	6,01	20,0
B.KRALLIK		2,25	9,39	2,02	8,40	▲ 11,7	2,24	7,52	0,5
İSPANYA		2,43	10,12	2,43	10,11	▲ 0,0	2,11	7,07	15,2
İTALYA		2,91	12,14	2,91	12,12	▲ 0,0	2,84	9,53	2,5
SİĞİR KARKAS (R3)									
AB		4,03	16,82	4,05	16,88	▼ -0,5	3,89	13,05	3,7
ABD		3,44	14,36	3,50	14,57	▼ -1,6	3,67	12,31	-6,1
BREZİLYA		2,18	9,10	2,09	8,70	▲ 4,5	2,49	8,35	-12,3
URUGUAY		2,61	10,91	2,62	10,91	▼ -0,1	2,73	9,18	-4,4
AVUSTRALYA		3,32	13,85	3,37	14,05	▼ -1,6	3,94	13,22	-15,7
İNEK KARKAS (O3)									
AB		2,99	12,46	2,98	12,40	▲ 0,3	2,71	9,10	10,2
ABD		2,49	10,39	2,49	10,37	▲ 0,0	2,48	8,33	0,3
FRANSA		3,29	13,72	3,25	13,54	▲ 1,2	3,08	10,34	6,8
ALMANYA		3,23	13,46	3,20	13,33	▲ 0,9	2,78	9,32	16,2
AVUSTRALYA		2,83	11,81	2,88	12,01	▼ -1,8	3,36	11,29	-15,8
KUZU KARKAS									
AB		5,16	21,51	5,15	21,43	▲ 0,2	4,89	16,43	5,3
B.BRİTANYA		4,85	20,23	4,88	20,33	▼ -0,6	4,79	16,08	1,3
İSPANYA		5,27	21,98	5,27	21,95	▲ 0,0	4,61	15,47	14,3
Y.ZELANDA		4,27	17,81	4,18	17,41	▲ 2,2	3,60	12,08	18,6
AVUSTRALYA		4,15	17,31	4,13	17,20	▲ 0,5	4,05	13,59	2,5
PERAKENDE KIYMA FİYATLARI									
ABD (%11-20 yağ oranı)		6,53	27,13	6,88	28,70	▼ -5,1	6,53	21,67	-0,1
İNGİLTERE		6,97	28,97	7,01	29,23	▼ -0,5	7,15	23,73	-2,5

FİYAT ENDEKSLERİ

